

# **BOROUGH OF NAUGATUCK - AFFORDABLE HOUSING SURVEY**

Monday, October 03, 2022

**330**

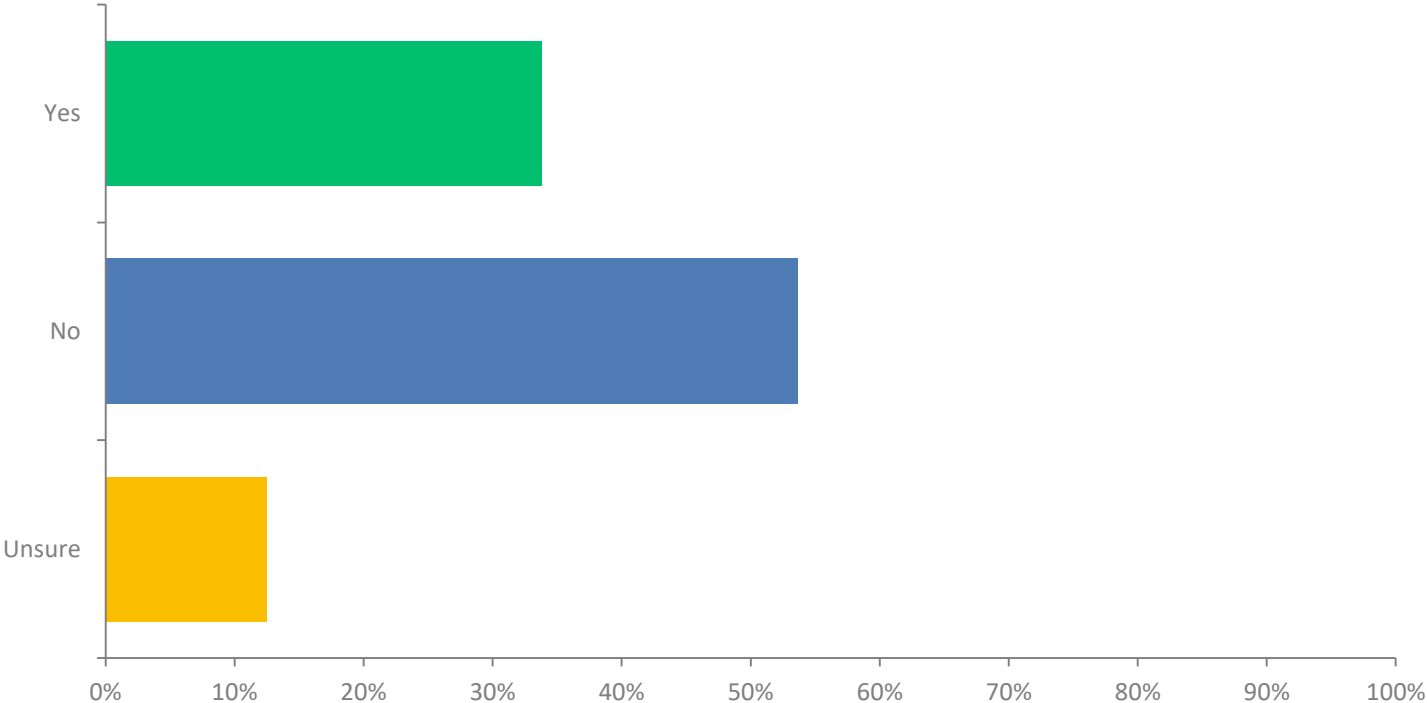
Total Responses

Date Created: Monday, July 25, 2022

Complete Responses: 330

# Q1: Do you think that the current housing options available in Naugatuck fit existing residents' needs?

Answered: 328 Skipped: 2



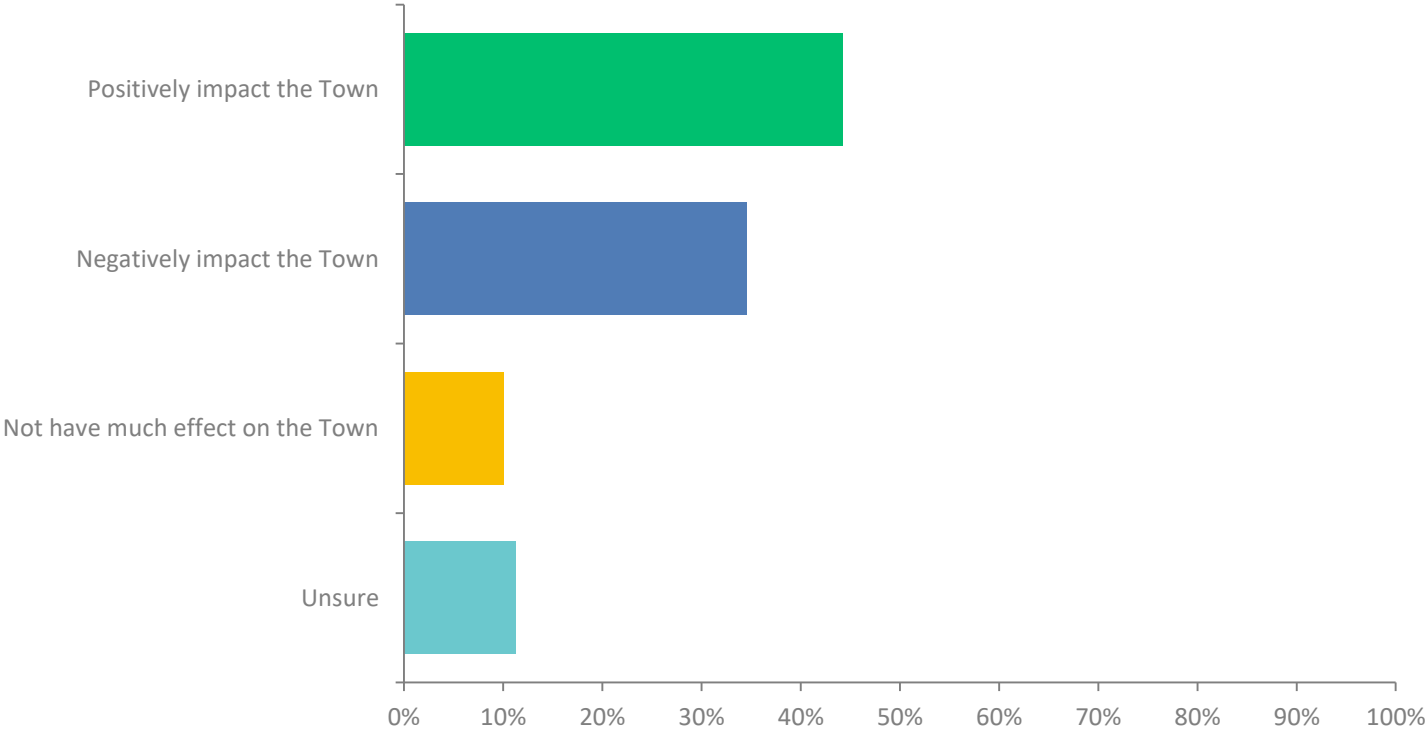
# Q1: Do you think that the current housing options available in Naugatuck fit existing residents' needs?

Answered: 328   Skipped: 2

ANSWER CHOICES	RESPONSES	
Yes	33.84%	111
No	53.66%	176
Unsure	12.50%	41
TOTAL		328

**Q2: Do you think increasing the housing options in Naugatuck would positively impact the Town, negatively impact the Town, or not have much effect on the Town?**

Answered: 330 Skipped: 0



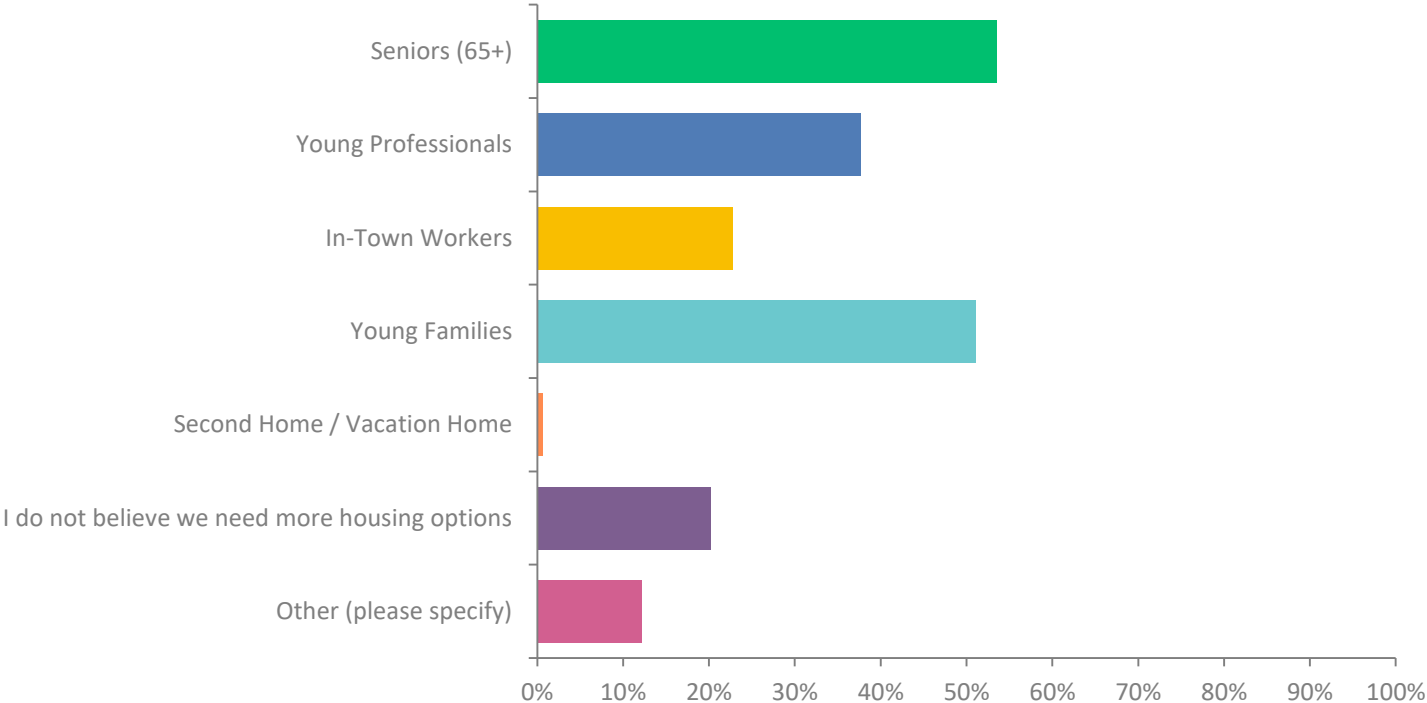
**Q2: Do you think increasing the housing options in Naugatuck would positively impact the Town, negatively impact the Town, or not have much effect on the Town?**

Answered: 330   Skipped: 0

ANSWER CHOICES	RESPONSES	
Positively impact the Town	44.24%	146
Negatively impact the Town	34.55%	114
Not have much effect on the Town	10.0%	33
Unsure	11.21%	37
TOTAL		330

### Q3: If you think more housing options are needed in Naugatuck, for whom do you think they are most needed? (Select top 3 answers)

Answered: 321 Skipped: 9



### Q3: If you think more housing options are needed in Naugatuck, for whom do you think they are most needed? (Select top 3 answers)

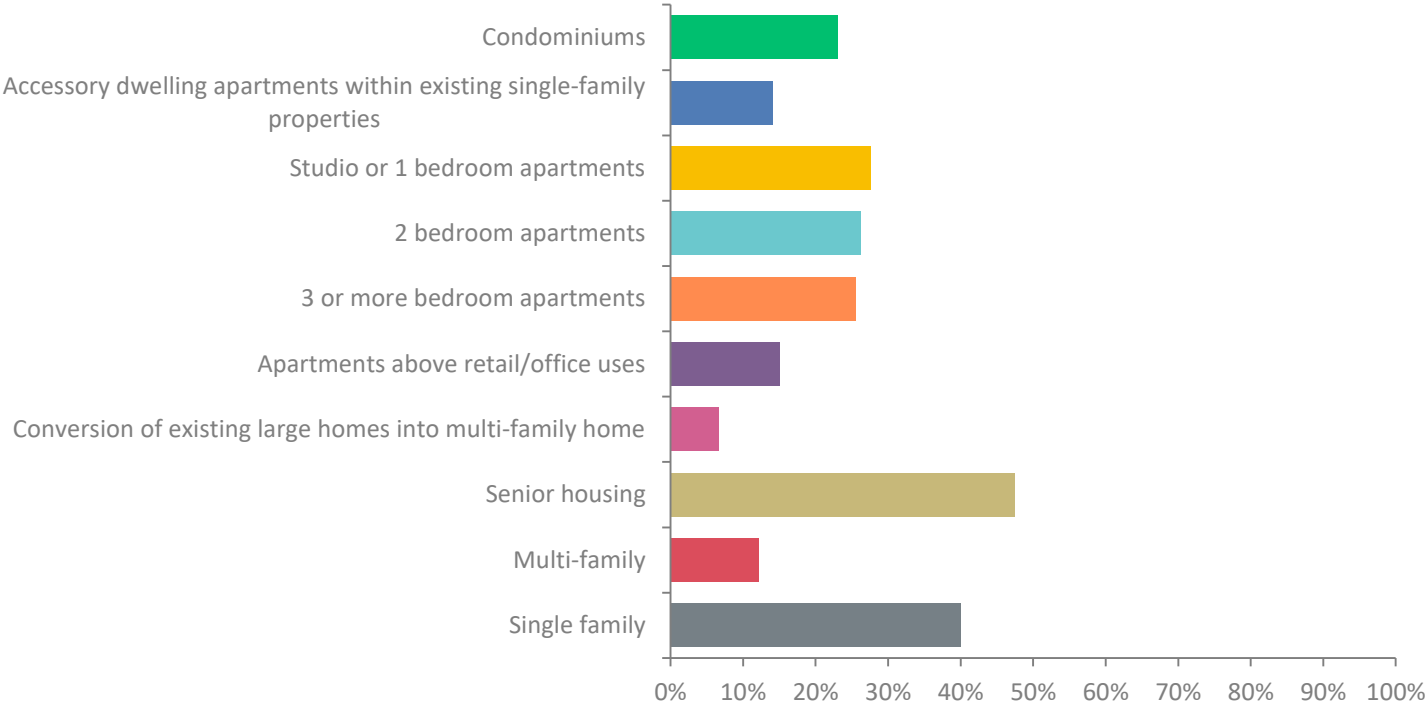
Answered: 321   Skipped: 9

ANSWER CHOICES	RESPONSES	
Seniors (65+)	53.58%	172
Young Professionals	37.69%	121
In-Town Workers	22.74%	73
Young Families	51.09%	164
Second Home / Vacation Home	0.62%	2
I do not believe we need more housing options	20.25%	65
Other (please specify)	12.15%	39
TOTAL		636



# Q4: What types of housing is needed in Naugatuck? (Select top 3 answers)

Answered: 312 Skipped: 18



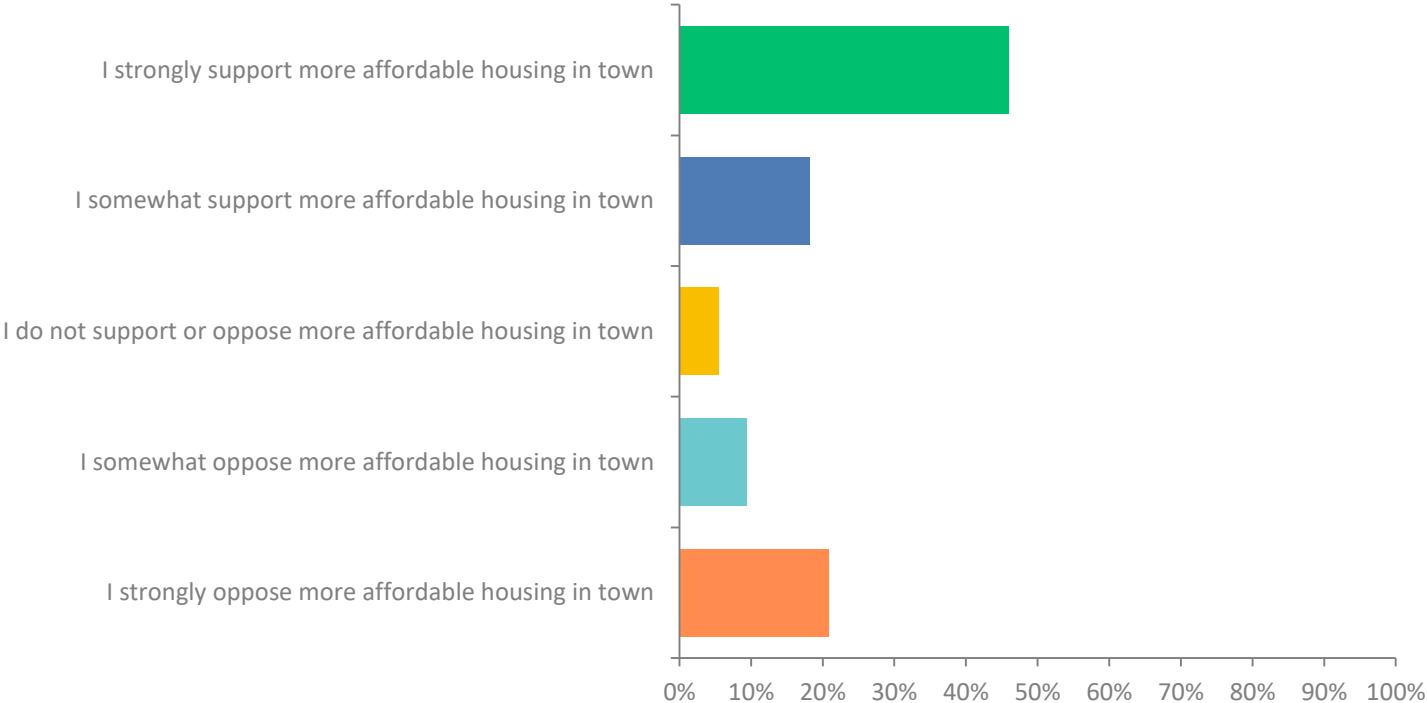
# Q4: What types of housing is needed in Naugatuck? (Select top 3 answers)

Answered: 312   Skipped: 18

ANSWER CHOICES	RESPONSES	
Condominiums	23.08%	72
Accessory dwelling apartments within existing single-family properties	14.10%	44
Studio or 1 bedroom apartments	27.56%	86
2 bedroom apartments	26.28%	82
3 or more bedroom apartments	25.64%	80
Apartments above retail/office uses	15.06%	47
Conversion of existing large homes into multi-family home	6.73%	21
Senior housing	47.44%	148
Multi-family	12.18%	38
Single family	40.06%	125

# Q5: Choose the opinion that best fits your view of affordable housing.

Answered: 330 Skipped: 0



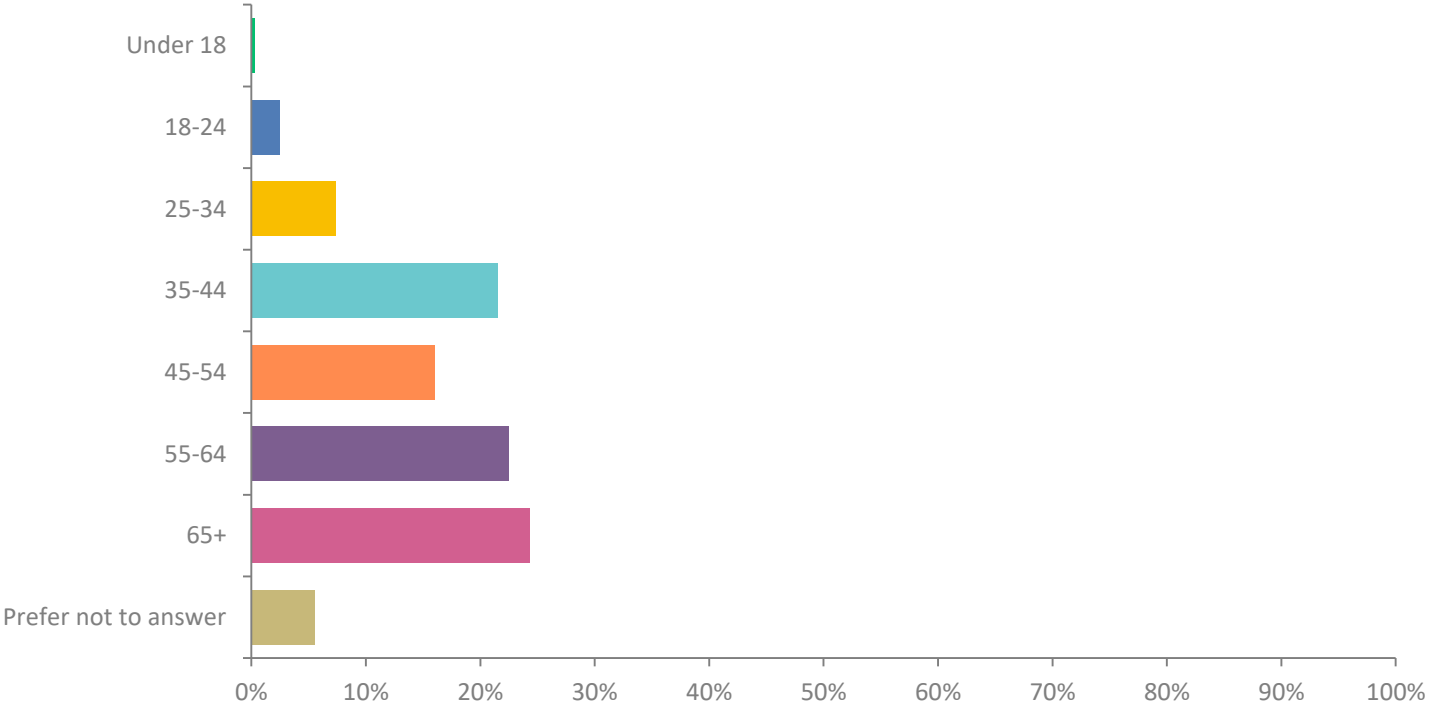
# Q5: Choose the opinion that best fits your view of affordable housing.

Answered: 330 Skipped: 0

ANSWER CHOICES	RESPONSES	
I strongly support more affordable housing in town	46.06%	152
I somewhat support more affordable housing in town	18.18%	60
I do not support or oppose more affordable housing in town	5.45%	18
I somewhat oppose more affordable housing in town	9.39%	31
I strongly oppose more affordable housing in town	20.91%	69
TOTAL		330

# Q6: What is your age group?

Answered: 325 Skipped: 5



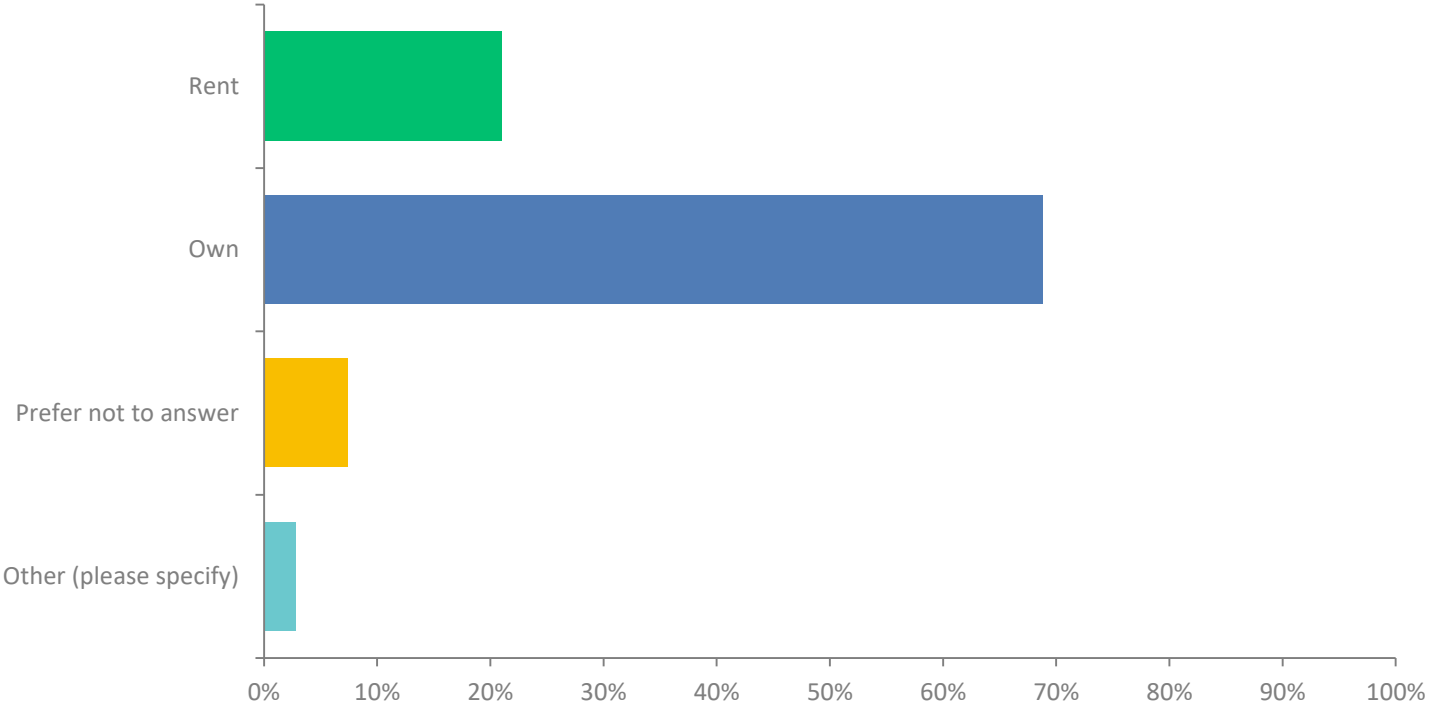
# Q6: What is your age group?

Answered: 325   Skipped: 5

ANSWER CHOICES	RESPONSES	
Under 18	0.31%	1
18-24	2.46%	8
25-34	7.38%	24
35-44	21.54%	70
45-54	16.00%	52
55-64	22.46%	73
65+	24.31%	79
Prefer not to answer	5.54%	18
TOTAL		325

# Q7: Do you rent or own your residence?

Answered: 324 Skipped: 6



# Q7: Do you rent or own your residence?

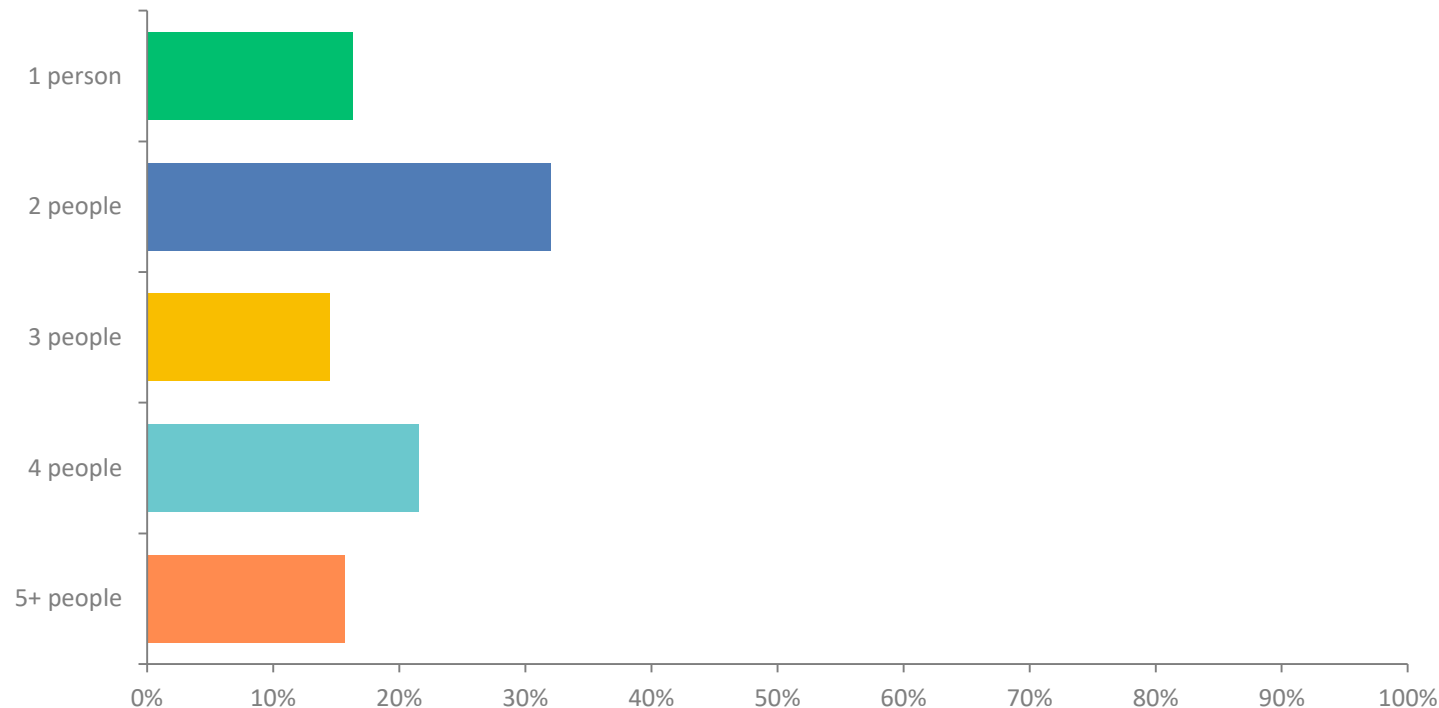
Answered: 324 Skipped: 6

ANSWER CHOICES	RESPONSES	
Rent	20.99%	68
Own	68.83%	223
Prefer not to answer	7.41%	24
Other (please specify)	2.78%	9
TOTAL		324



# Q8: How many people, including yourself, live in your household?

Answered: 325 Skipped: 5



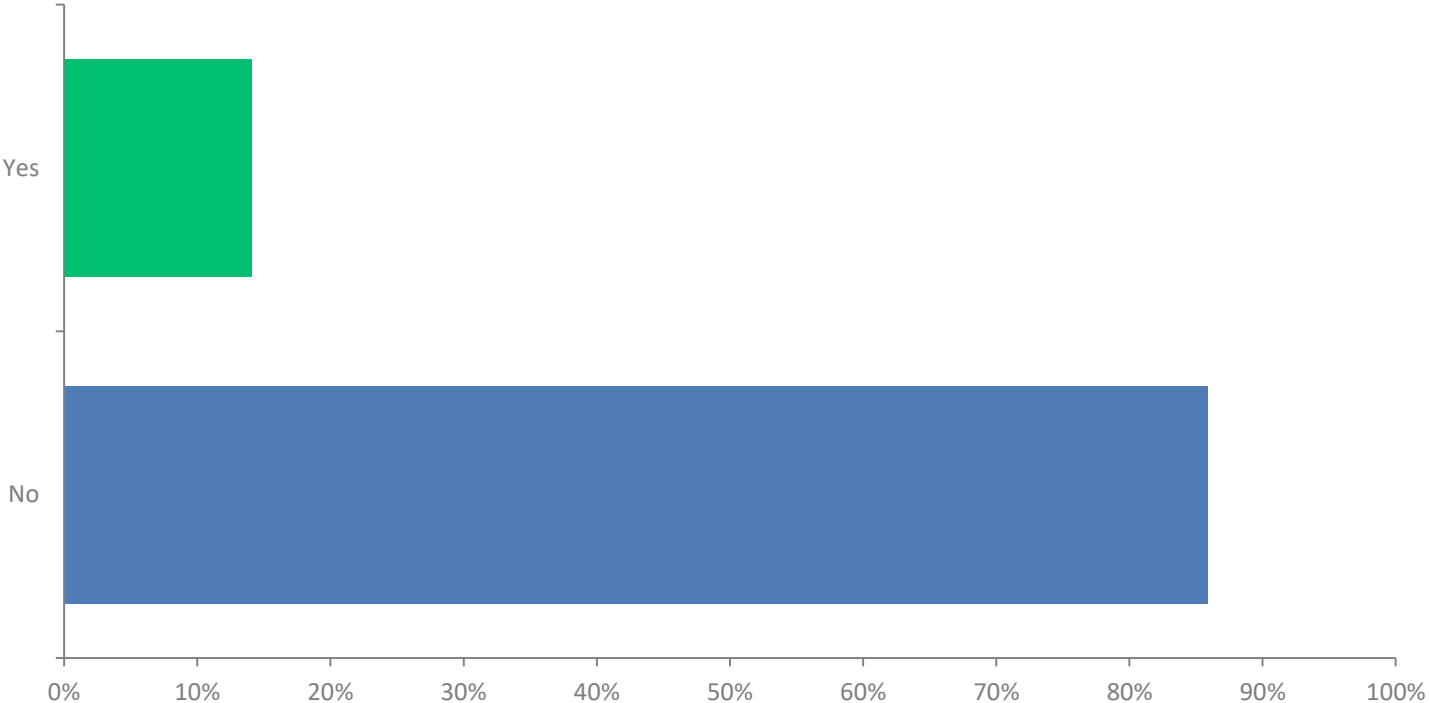
# Q8: How many people, including yourself, live in your household?

Answered: 325   Skipped: 5

ANSWER CHOICES	RESPONSES	
1 person	16.31%	53
2 people	32.00%	104
3 people	14.46%	47
4 people	21.54%	70
5+ people	15.69%	51
TOTAL		325

# Q9: Does your household include extended family members (parents, grandparents, grandchildren, etc.)?

Answered: 326 Skipped: 4



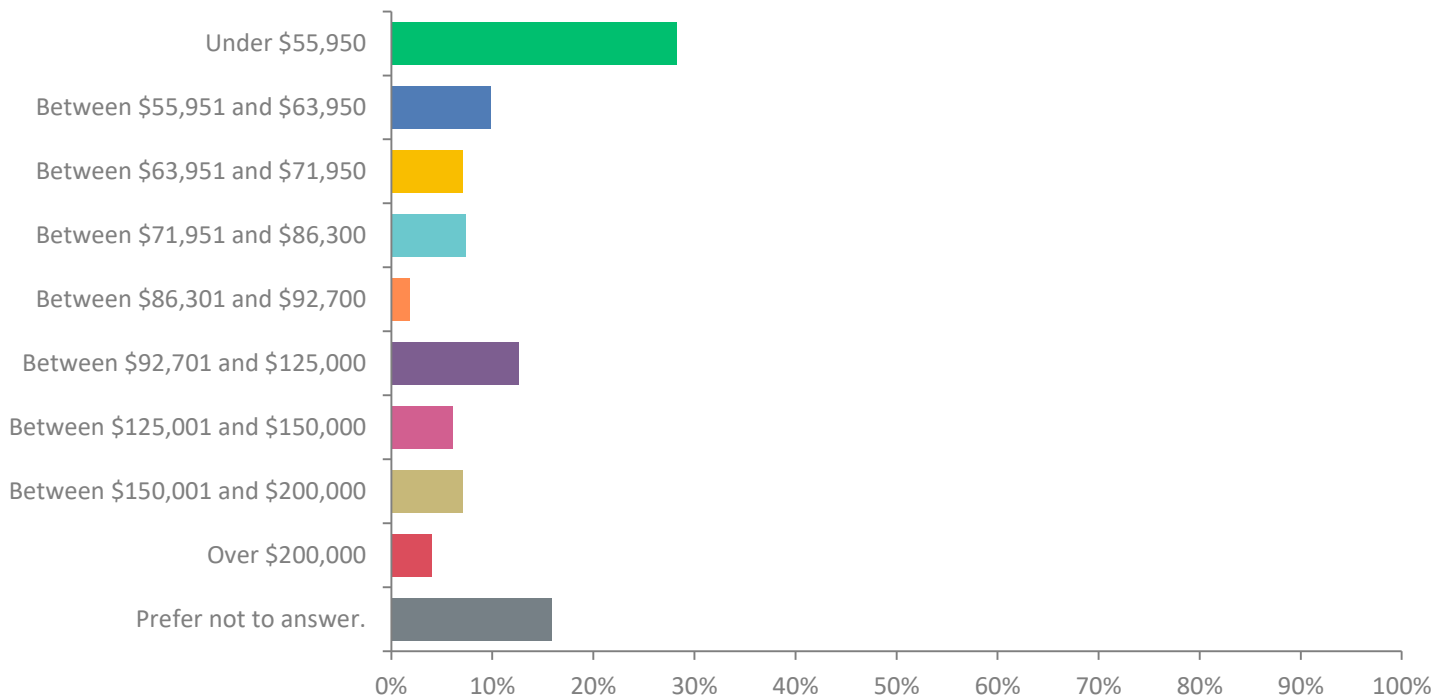
# Q9: Does your household include extended family members (parents, grandparents, grandchildren, etc.)?

Answered: 326 Skipped: 4

ANSWER CHOICES	RESPONSES	
Yes	14.11%	46
No	85.89%	280
TOTAL		326

**Q10: Please indicate which annual household income range you currently fall under? (Note: Household income measures the combined incomes of all people sharing a particular household or place of residence and includes every form of income.)**

Answered: 326 Skipped: 4



**Q10: Please indicate which annual household income range you currently fall under? (Note: Household income measures the combined incomes of all people sharing a particular household or place of residence and includes every form of income.)**

Answered: 326   Skipped: 4

ANSWER CHOICES	RESPONSES	
Under \$55,950	28.22%	92
Between \$55,951 and \$63,950	9.82%	32
Between \$63,951 and \$71,950	7.06%	23
Between \$71,951 and \$86,300	7.36%	24
Between \$86,301 and \$92,700	1.84%	6
Between \$92,701 and \$125,000	12.58%	41
Between \$125,001 and \$150,000	6.13%	20
Between \$150,001 and \$200,000	7.06%	23
Over \$200,000	3.99%	13
Prefer not to answer.	15.95%	52
TOTAL		326